

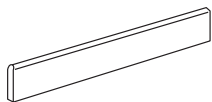


35x35 cm.
13³/₄" x 13³/₄"
10 mm.

I PAVIMENTI

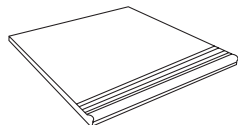


>> PEZZI SPECIALI >> TRIMS/FINISHES >> FORMSTÜCKE >> PIECES SPECIALES >> PIEZAS ESPECIALES <<



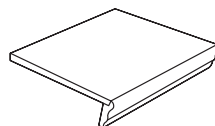
2 Battiscopa 8x35 cm. - 3¹/₈" x 13³/₄"
Skirting - Sockel
Plinthe - Zócalo

Giallo	FC01BT
Rosso	FC02BT
Almond	FC03BT
Beige	FC04BT



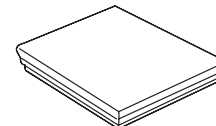
25 Gradino 35x35 cm. - 13³/₄" x 13³/₄"
Step tread - Stufenplatte
Nez de marche - Peldaño

Giallo	FC01GR
Rosso	FC02GR
Almond	FC03GR
Beige	FC04GR



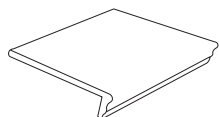
71 Scalino Incollato 35x35 cm. - 13³/₄" x 13³/₄"
Glued step tread - Angeklebte Stufe
Nez de marche collé - Peldaño encolado

Giallo	FC01SL
Almond	FC03SL
Beige	FC04SL



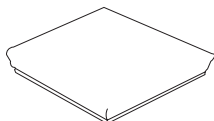
101 Angolo scalino incollato 35x35 cm. - 13³/₄" x 13³/₄"
Glued corner step tread - Angeklebte Stufenecke
Nez de marche d'angle collé - Esquina del peldaño encolado

Giallo	FC01AN
Almond	FC03AN
Beige	FC04AN



80 Scalino 30x33 cm. - 11⁷/₈" x 13" ✓
Step tread - Stufe
Nez de marche - Peldaño

Rosso	FC02SLP
-------	---------



102 Angolo scalino 33x33 cm. - 13" x 13" ✓
Corner step tread - Stufenecke
Marche d'angle - Esquina del peldaño

Rosso	FC02ANP
-------	---------

✓ Monolitico - Monolith - Monolithe - Monolítico

Destinazione d'uso consigliata: uso residenziale.

Recommended destination of use: residential use.

Empfohlene Anwendung: Wohnbereich.

Destination d'usage conseillée: usage résidentiel.

Destinación de uso aconsejado: uso residencial.



Assorbimento d'acqua

Water absorption
Wasseraufnahme
Absorption d'eau
Absorción del agua

EN 14411 App. G B1a

FORMATO SIZE FORMAT FORMAT FORMATO	SPESSORE THICKNESS STÄRKE ÉPAISSEUR GROSOR	PZ. / BOX PCS. / BOX STK. / KARTON PCS. / BOITE UD. / CAJA	M ² / BOX M ² / BOX M ² / KARTON M ² / BOITE M ² / CAJA	KG. / BOX KG. / BOX KG. / KARTON KG. / BOITE KG. / CAJA	BOX / PALLET BOX / PALLET KARTON / PALLET BOITE / PALLET CAJAS / PALET	M ² / PALLET M ² / PALLET M ² / PALLET M ² / PALLET M ² / PALET	KG. / PALLET KG. / PALLET KG. / PALLET KG. / PALLET KG. / PALET
cm. 35x35 - 13 ³ / ₄ " x 13 ³ / ₄ "	10 mm	10	1,22	25,30	44	53,90	1.138,20
cm. 17,5x35 - 7" x 13 ³ / ₄ "	Fascia	10	0,61	12,00	-	-	-
cm. 8,5x35 - 3 ¹ / ₄ " x 13 ³ / ₄ "	Ligneo List.	10 mm	0,59	12,00	-	-	-
cm. 8,5x8,5 - 3 ¹ / ₄ " x 3 ¹ / ₄ "	Ligeo Tozz.	10 mm	0,07	1,50	-	-	-
cm. 8x35 - 3 ¹ / ₈ " x 13 ³ / ₄ "	Battiscopa	10 mm	0,84	12,48	-	-	-
cm. 35x35 - 13 ³ / ₄ " x 13 ³ / ₄ "	Gradino	10 mm	1,22	23,78	-	-	-
cm. 35x35 - 13 ³ / ₄ " x 13 ³ / ₄ "	Scalino	-	0,73	18,00	-	-	-
cm. 35x35 - 13 ³ / ₄ " x 13 ³ / ₄ "	Angolare	-	0,49	14,00	-	-	-
cm. 30x33 - 11 ⁷ / ₈ " x 13"	Scalino	-	0,73	18,00	-	-	-
cm. 33x33 - 13" x 13"	Angolare	-	0,49	14,00	-	-	-