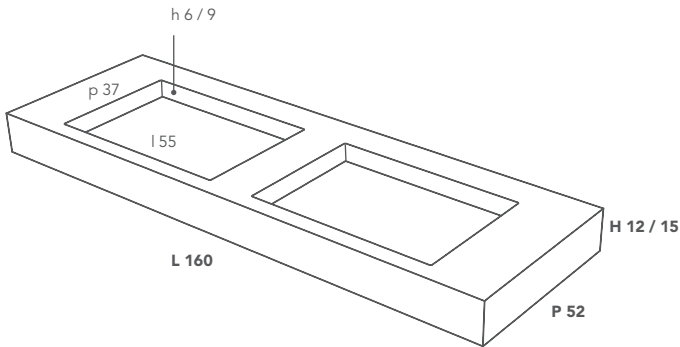


**DOUBLE FLAT**

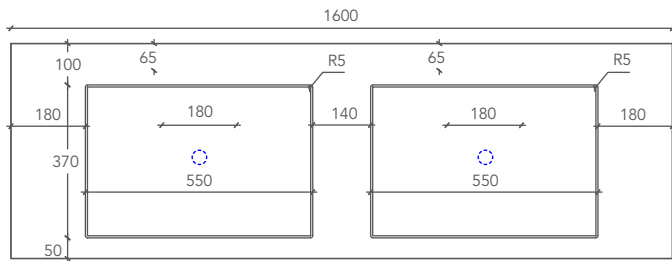
LAVABO / WASHBASIN



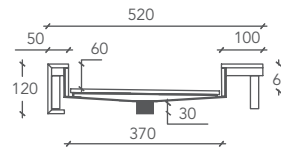
| Misura lavabo<br>Washbasin Size                           | Misura vasca interna<br>Inner Basin Size | Cod.                 |
|---|--|----------------------|
| <b>L 160 P 52 H 12 (cm)</b>                               | <b>I 55 p 37 h 6 (cm)</b>                | <b>DFLAT00001</b>    |
| <b>L 160 P 52 H 15 (cm)</b>                               | <b>I 55 p 37 h 9 (cm)</b>                | <b>DFLAT00002</b>    |
| * Misura lavabo personalizzabile<br>Custom Washbasin Size |  | Cod.                 |
| <b>L from 160 to 310 P 52 H 12 (cm)</b>                   |  | <b>DFLAT1-CUSTOM</b> |
| <b>L from 160 to 310 P 52 H 15 (cm)</b>                   |  | <b>DFLAT2-CUSTOM</b> |

Misure espresse in millimetri / Measurements in millimetres

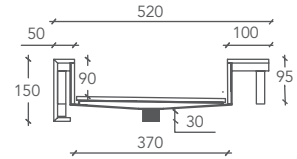
**VISTA DALL'ALTO / VIEW FROM ABOVE**



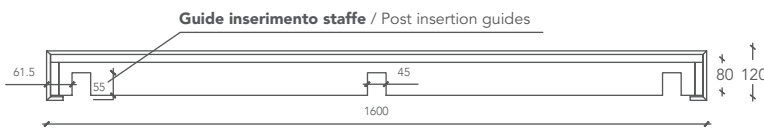
**SEZIONE LATERALE (H= 120mm)  
CROSS SECTION (H= 120mm)**



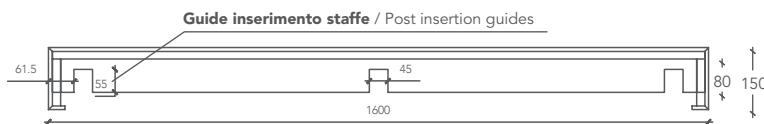
**SEZIONE LATERALE (H= 150mm)  
CROSS SECTION (H= 150mm)**



**VISTA POSTERIORE (H=120 mm) / REAR VIEW (H=120 mm)**

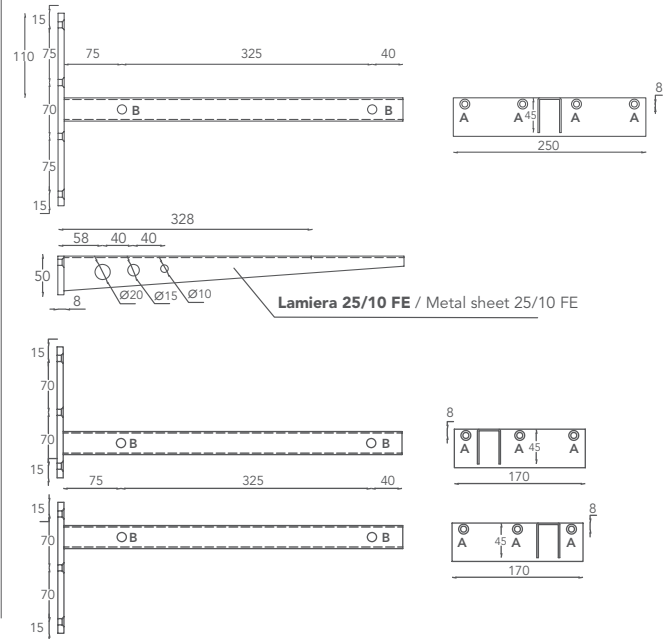


**VISTA POSTERIORE (H=150 mm) / REAR VIEW (H=150 mm)**



**STAFFE DI SUPPORTO / SUPPORT POSTS**

**A= foro Ø 13 SV. Ø 13 per vite M6 TSP / A= Ø 8 SV hole. Ø 13 for M6 TSP screw**  
**B= foro Ø 12 passante per ins. M8 / B= hole Ø 12 through for ins. M8**



**Sottostruttura realizzata con profili tubolari in ferro e pannelli in polistirene estruso.**  
 Substructure made with tubular iron profile pieces and extruded polyster panels.

**Vaschetta di raccolta acque ispezionabile in acciaio inox.**  
 Stainless steel water tray open for inspection.

**Diametro esterno tronchetto filettato di scarico: 1"¼.**  
 Outside diameter of threaded drain fitting: 1"¼.

**MATERIALI E FINITURE / MATERIALS & FINISHES**



Tutti i complementi e accessori ItalgranitiLIVE sono realizzati con la gamma di lastre in gres porcellanato Mega spessore 6 mm.

All ItalgranitiLIVE furnishings and accessories are made with the 6 mm thick Mega porcelain stoneware slab range.

|                      |  |                             |   |
|----------------------|--|-----------------------------|---|
| <b>Marble Effect</b> |  | <b>Panda White</b>          | <b>Lappato / Polished</b>                     |
|                      |  | <b>Statuarietto</b>         | <b>Naturale / Lappato</b><br>Matte / Polished |
|                      |  | <b>Pietra Grey</b>          | <b>Naturale / Lappato</b><br>Matte / Polished |
|                      |  | <b>Calacatta Mont Blanc</b> | <b>Naturale / Lappato</b><br>Matte / Polished |
|                      |  | <b>Helsinki White</b>       | <b>Lappato / Polished</b>                     |
|                      |  | <b>Taj Mahal</b>            | <b>Lappato / Polished</b>                     |
|                      |  | <b>Calacatta Gold</b>       | <b>Naturale / Lappato</b><br>Matte / Polished |
|                      |  | <b>Statuario Lux</b>        | <b>Naturale / Lappato</b><br>Matte / Polished |
|                      |  | <b>Sahara Noir</b>          | <b>Lappato / Polished</b>                     |
| <b>Stone Effect</b>  |  | <b>Orobico Grey</b>         | <b>Lappato / Polished</b>                     |
|                      |  | <b>Silver Grain White</b>   | <b>Naturale / Matte</b>                       |
|                      |  | <b>Silver Grain Grey</b>    | <b>Naturale / Matte</b>                       |
|                      |  | <b>Silver Grain Dark</b>    | <b>Naturale / Matte</b>                       |
|                      |  | <b>Ceppo di Gré Grey</b>    | <b>Naturale / Matte</b>                       |

|                                    |  |                  |                         |
|------------------------------------|--|------------------|-------------------------|
| <b>Metal &amp; Concrete Effect</b> |  | <b>Bianco</b>    | <b>Naturale / Matte</b> |
|                                    |  | <b>Grigio</b>    | <b>Naturale / Matte</b> |
|                                    |  | <b>Antracite</b> | <b>Naturale / Matte</b> |
|                                    |  | <b>Nero</b>      | <b>Naturale / Matte</b> |
|                                    |  | <b>Avorio</b>    | <b>Naturale / Matte</b> |
|                                    |  | <b>Tortora</b>   | <b>Naturale / Matte</b> |
|                                    |  | <b>Cipria</b>    | <b>Naturale / Matte</b> |
|                                    |  | <b>Marrone</b>   | <b>Naturale / Matte</b> |
|                                    |  | <b>Salvia</b>    | <b>Naturale / Matte</b> |
|                                    |  | <b>Cielo</b>     | <b>Naturale / Matte</b> |
|                                    |  | <b>Fiamma</b>    | <b>Naturale / Matte</b> |
|                                    |  | <b>Plate</b>     | <b>Naturale / Matte</b> |
|                                    |  | <b>Zinc</b>      | <b>Naturale / Matte</b> |
|                                    |  | <b>Steel</b>     | <b>Naturale / Matte</b> |
|                                    |  | <b>Iron</b>      | <b>Naturale / Matte</b> |
|                                    |  | <b>Corten</b>    | <b>Naturale / Matte</b> |



**DOUBLE FLAT**

\* La lunghezza del lavabo Double Flat è personalizzabile da un minimo di 160 ad un massimo di 310 cm.

\* The length of the Double Flat washbasin can be customised from a minimum of 160 to a maximum of 310 cm.

Lavabi ItalgranitiLIVE: su richiesta possono essere forniti con i fori per la rubinetteria. Al momento dell'ordine si raccomanda di trasmettere la scheda tecnica appropriata.

ItalgranitiLIVE washbasins: these can be supplied with cut-outs for taps and fittings upon request. Please remember to send us the relevant technical data sheet with your order.